

SIMS SQL 2008 Migration Survey November 2010

The next release of SIMS software, Autumn Main Release version 7.136 and FMS 6.136, is expected in the next few weeks. This release must be taken in preparation for the Spring School in January 2011.

This version of SIMS and FMS will only be compatible with SQL 2008.

It is essential that the version of Microsoft SQL which is the database engine that runs your SIMS and FMS databases is at 2008. The upgrade will be unsuccessful unless this condition is satisfied.

Within the last year, your school will have undergone a migration from SQL 2005 to SQL 2008. This may have been undertaken by Capita, by a 3rd party you have employed or you may have undertaken it yourself.

In order to check and feedback to us that your version of SQL is 2008, a simple test and survey has been devised.

We are asking you to run our upgrade utility which will show the SQL version and to email a response to us via our support website www.capitaess.co.uk

Checking your version of SQL.

Proceed as follows:

- Ensure that you are logged onto the server or the computer hosting the SIMS and FMS databases.
- To facilitate the process it is necessary to download and run a file available on www.capitaess.co.uk . In Internet Explorer, navigate to this site.
- Scroll down the web page to the section allocated to **SIMS SQL 2008 Migration Survey November 2010**
- Identify an icon entitled **"ESS Upgrade Utility"** and double click on it
- Internet Explorer security may activate a warning. If this is the case, confirm that you wish to run the file and then Add the site to a list of your trusted sites for downloads
- In the dialogue box that appears, confirm that you wish to **Run (or Open)** the file

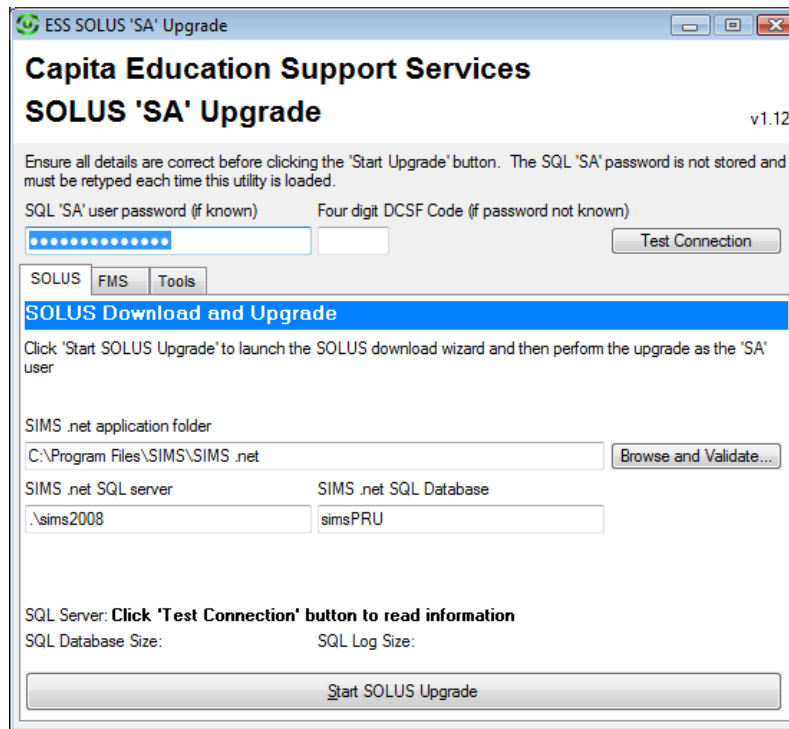


- Confirm again by clicking **Run (or Open)** at the next dialogue box

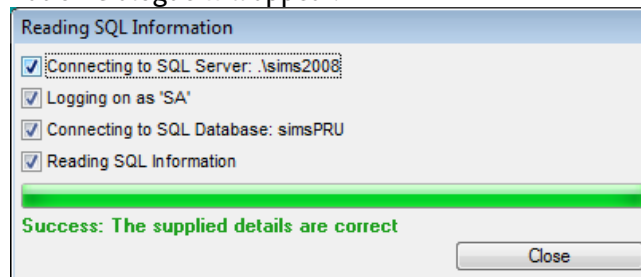


For schools still on SQL 2005, the pre-entered password will be appropriate. However, if you know the password for your site as you have performed the SQL migration yourself or it have been communicated to you by your 3rd party supplier, replace it with the appropriate password for the SA user.

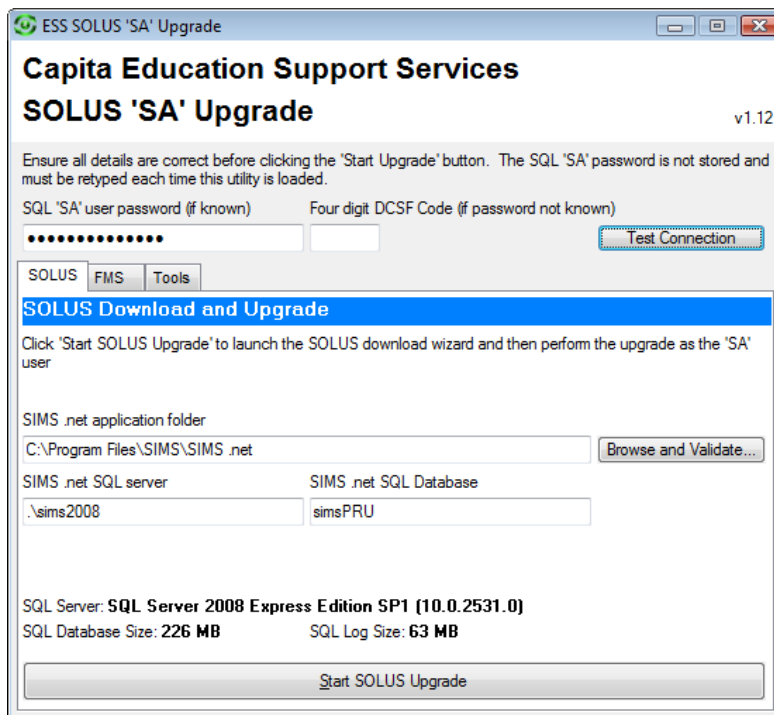
For schools that have been migrated by Capita staff to SQL 2008 there will be a new SA password. If you know that password, enter it and test the connection. If you do not know the password, enter your 4 digit DCSF number into the box provided. The SA password will be calculated and automatically entered into the password box.



With the password or the 4 digit number entered, click on **Test Connection**. If the password and other details are correct a confirmation dialogue will appear.



If the connection test fails, information is given in a dialogue box. If the SA password fails correct and re-enter, capitalisation is important. If the password cannot be verified as correct by this test, contact the Helpdesk.



When the test connection has been successfully performed, the ESS Utility will display the version of SQL as illustrated above.

Letting us know your SQL version

When you have performed the test, please let us know by using the email link on our website www.capitaess.co.uk.

Proceed as follows:

- Scroll down the web page to the section allocated to **SIMS SQL 2008 Migration Survey November 2010**
- Choose from one of the 3 options:
 - **SQL 2005**
 - **SQL 2008**
 - **SQL version unknown**
- Use the **SQL version unknown** option if you have been unable to run the ESS Upgrade Utility as the password is being rejected.
- In the email template that opens, please enter school and contact details and press send
- The email will form part of our survey.
- We will be contacting schools where the SQL version is unknown or where SQL 2005 is still in place with no plans to upgrade before the Autumn SIMS Release

Any problems with the processes in this document should be reported to the helpdesk on 0844 893 8000 for assistance